Date: PO#: Page: ___ of ___

CONCEPT FRAMES

PH: 888-234-9455
FAX: 800-631-9089
www.ConceptFrames.com

☐ Order ☐ Quote Ship Via: _____

From: _____
Company: _____
Job Name: _____
Quote #: _____
Lead Time: _____

Ship To: _____
Contact Name & Phone: _____

Hollow Metal Frame Quote/Order

Frame standards unless otherwise noted.
2" faces, equal rabbets where applicable, 5/8" stops, 1/2" masonry returns, 9/16" drywall returns & 3/8" backbends, 5/16" hinge backset, silencer holes

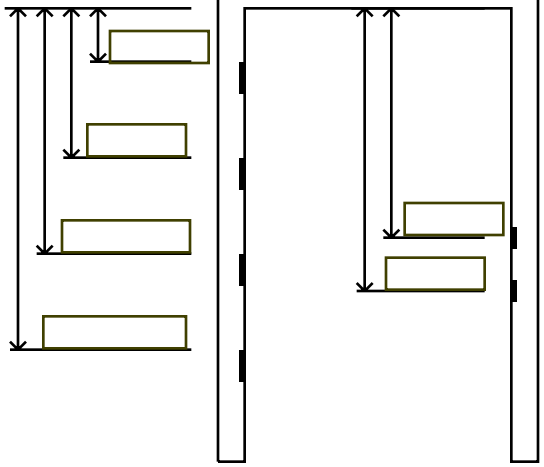

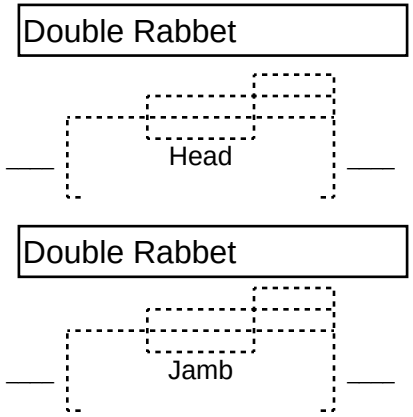

Locations
- ☐ Amweld
- ☐ Ceco
- ☐ Curries
- ☐ Deansteel
- ☐ Fenestra
- ☐ Kewanee
- ☐ Mesker
- ☐ Pioneer
- ☐ Premier
- ☐ Republic
- ☐ Steelcraft
- ☐ Custom

Anchor
- ☐ Combination WSA/MSA
- ☐ Compression
- ☐ Existing Masonry
- ☐ Metal Stud
- ☐ Wire
- ☐ Wood Stud
- ☐ Yoke & Strap
- ☐ None
- ☐ _____

Floor Anchor
- ☐ Adj. Floor
- ☐ Fixed Floor
- ☐ Sill Clips
- ☐ Sill Holes
- ☐ None

Material
- ☐ 16 GA. CRS
- ☐ 16 GA. Galv. A60
- ☐ 16 GA. Stainless #304, #3 finish
- ☐ 14 GA. Galv. A60
- ☐ 12 GA. Galv. A60

Qty	Tag #	Hand	Opening Width	Opening Height	Jamb Depth	Throat	KD / Weld	Hinge Size/Qty	Hinge Weight	Strike Type	Fire Rating	Elev. #	Notes - Special Hardware

Date: PO#: Page: ___ of ___

CONCEPT FRAMES

PH: 888-234-9455
FAX: 800-631-9089
www.ConceptFrames.com

☐ Order ☐ Quote Ship Via: _____

From: _____
Company: _____
Job Name: _____
Quote #: _____
Lead Time: _____

Ship To: _____
Contact Name & Phone: _____

Hollow Metal Door Quote/Order

Door standards unless otherwise noted.
Closer reinforced, flush metal top cap, beveled edges, visible vertical seam on edge, 1 3/4" thick door, 1/4" hinge backset, 3/4" undercut

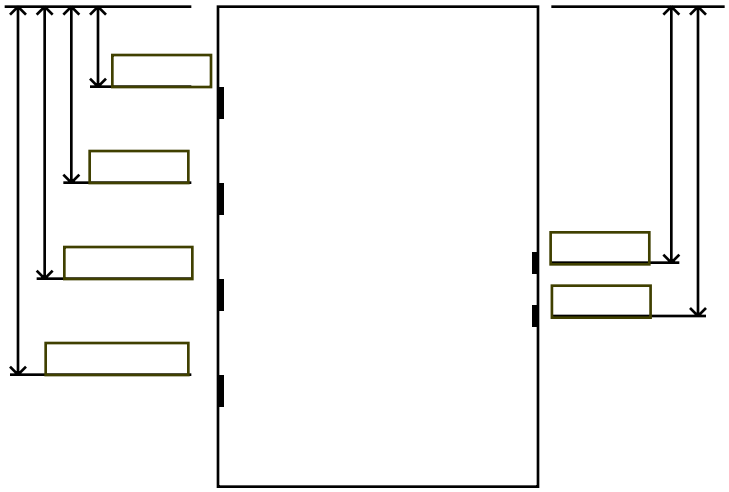

Locations
- ☐ Amweld
- ☐ Ceco
- ☐ Curries
- ☐ Deansteel
- ☐ Fenestra
- ☐ Kewanee
- ☐ Mesker
- ☐ Pioneer
- ☐ Premier
- ☐ Republic
- ☐ Steelcraft
- ☐ Custom

Core
- ☐ 1/16" Lead Lined
- ☐ Polystyrene
- ☐ Steel Stiffened
- ☐ Temperature Rise

Material
- ☐ 18 GA. Galv. A60
- ☐ 16 GA. Galv. A60
- ☐ 16 GA. Stainless #304, #3 finish
- ☐ 14 GA. Galv. A60
- ☐ 12 GA. Galv. A60

Seamless
- ☐ No
- ☐ Bondo
- ☐ Welded

Flush Bolt
Mfg: _____
Model: _____

FB Top
- ☐ 12"
- ☐ 24"
- ☐ 36"

FB Bottom
- ☐ 12"
- ☐ 24"
- ☐ 36"

Lite Kit / Louver
- ☐ Cut Out Only
- ☐ CFI Kit
- ☐ All Louvers By Others

Cut Out
W: _____ x H: _____

Visible Size
W: _____ x H: _____

Distance From:
Top Edge: _____
Lock Edge: _____

Glass Thickness: ____

Qty	Tag #	Hand	Net Width	Net Height	Door Thickness	Hinge Size/Qty	Hinge Weight	Lock / Device	Fire Rating	Elev. #	Notes - Special Hardware