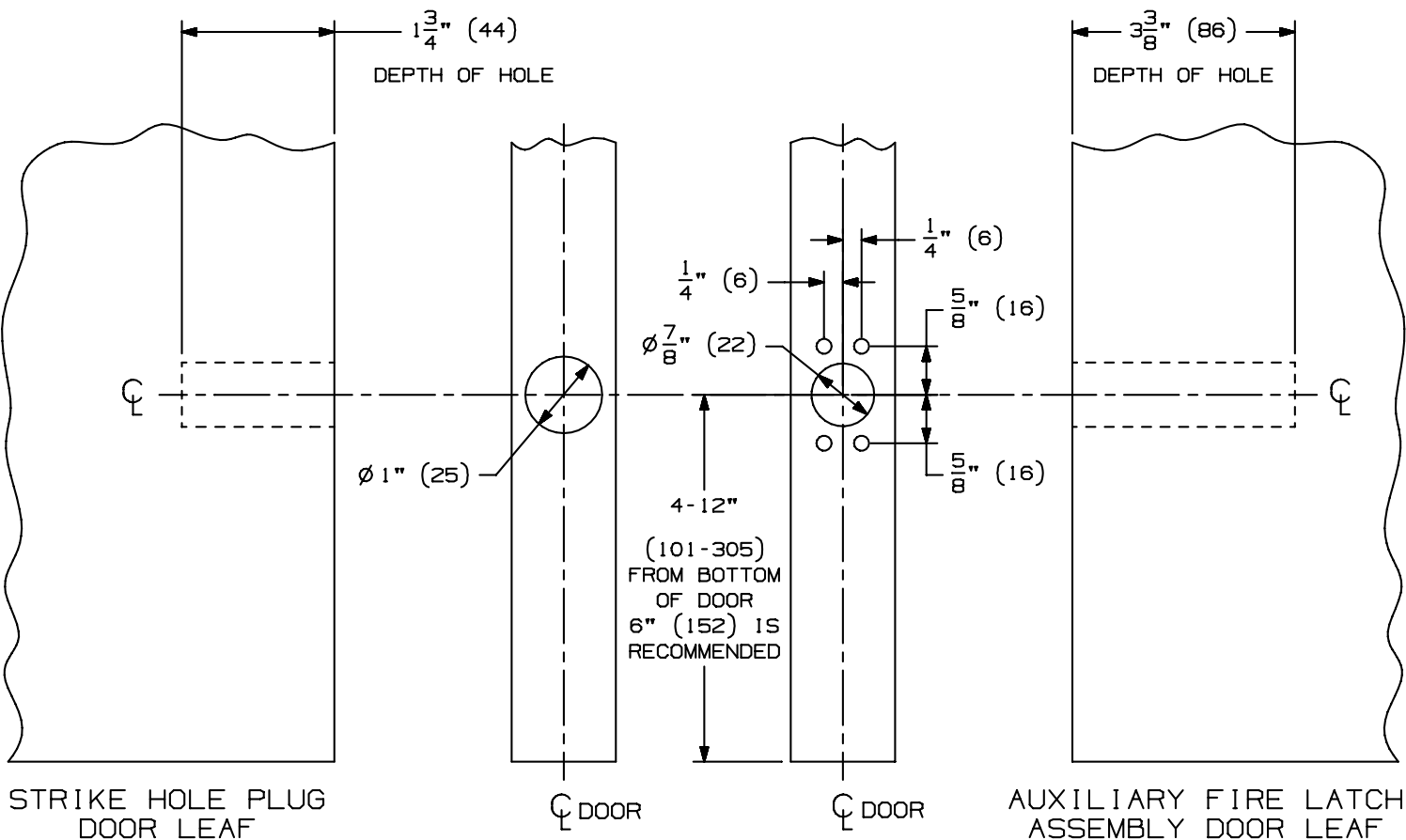
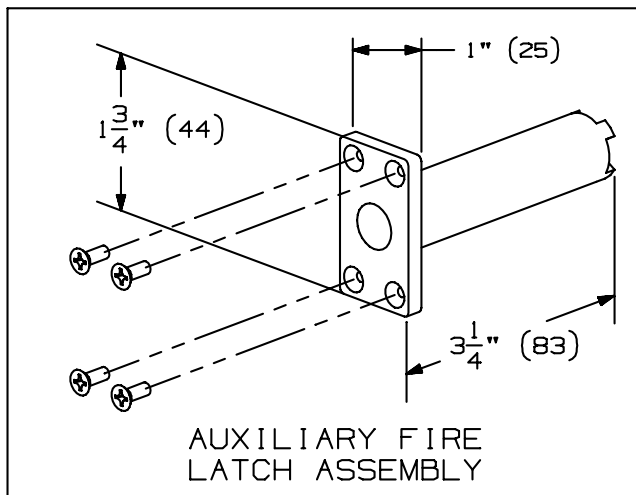
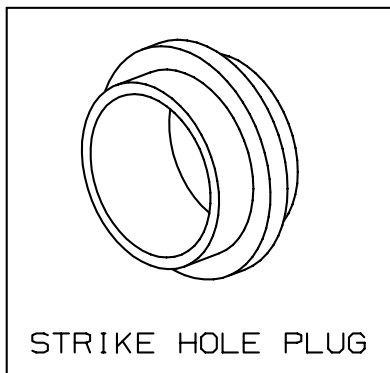


LBB FIRE LATCH FOR USE ONLY WITH IVES
 FB32, FB33, FB42, FB52, FB53 AND FB62 FLUSH BOLTS

NOTE:

IT DOES NOT MATTER WHICH DOOR LEAF THE AUXILIARY FIRE LATCH IS INSTALLED. HOWEVER, THE LATCH MUST BE INSTALLED TO MAINTAIN FIRE LISTING. THE PURPOSE OF THE AUXILIARY FIRE LATCH ASSEMBLY IS TO KEEP THE DOORS IN ALIGNMENT DURING A FIRE. IN A FIRE, THE BOLT EXTENDS FROM THE AUXILIARY FIRE LATCH INTO THE STRIKE HOLE IN THE OPPOSITE DOOR LEAF. THE BLACK CAP VISIBLE ON THE FACE OF THE LATCH MUST MELT IN ORDER FOR THE BOLT TO EXTEND, THEREFORE:

DO NOT COVER THE DOOR GAP AT THE AUXILIARY FIRE LATCH WITH A DOOR EDGE GUARD OR SIMILAR DEVICE.



IVES FB53 CONSTANT LATCHING FLUSH BOLT
 WITH AUXILIARY FIRE LATCH
 FOR METAL DOORS
 INSTALLATION TEMPLATE



NOTE: DIMENSIONS IN () ARE MILLIMETERS.

TEMPLATE NUMBER: INST.FB53_0.PG3

DATE: 09-01-01